



Clave™

Neutral IV Connector Technology

Clinically preferred needlefree IV connector technology
proven to minimize bacterial transfer and colonization

icumedical
human connections

Help enhance the safety and efficiency of infusion therapy by choosing

Clinically Preferred Infection Control Technology

When you choose ICU Medical needlefree IV sets and connectors with proprietary Clave technology, you get an effective barrier against bacterial transfer and colonization designed to help reduce the risk of bloodstream infections.

And since the same clinical protocol can be used throughout the hospital, you can standardize on a single connector technology wherever care is given, allowing you to minimize clinical training and in-servicing and provide enhanced patient safety throughout your facilities while optimizing your supply chain.

Warning: Clave connectors may be incompatible with some male-luer connectors including prefilled glass syringes. To avoid damage to the Clave or syringes or male luers which may result in delays of medication administration and possible serious adverse events, users should confirm mating luers or syringes have an internal diameter range of 0.062" to 0.110". Check the internal diameter of the male-luer connector of the mating syringe prior to using it to access the Clave. Products outside of these dimensional tolerances should not be used.



Help Reduce Infection Risks



Standardize Clinical Protocols



Optimize Supply of IV Consumables

Use the needlefree IV connector technology chosen by clinicians to help keep their patients safe.

When you choose any one of ICU Medical's needlefree IV connectors featuring Clave technology, you're in good company. Clinicians across the country choose Clave technology more than any other brand.

Minimize bacterial transfer and colonization with proven Clave needlefree connector technology^{1,2,3,4,5}

Intravenous therapy is essential to patient care, but accessing your patient's bloodstream may increase the risk of infection. Clave needlefree IV connector technology can be an important element in your efforts to help minimize the risk of bloodstream infections.

Standardize on a single connector technology wherever care is given

Clave technology can be used on standard central venous catheters throughout the hospital for blood draws or administration of IV medications, allowing you to minimize clinical training while enhancing patient safety by using a single, clinically differentiated connector technology wherever care is given.

Help reduce the risk of CRBSIs by standardizing on connector technology that's proven to minimize bacterial contamination





Enhance patient safety with one innovative technology in the DNA of every connector

Designed to enhance patient safety, each of ICU Medical's needlefree connectors utilizes the same Clave infection control technology. Clave's straight fluid path and minimal residual volume help maximize the effectiveness of every flush.



MicroClave™ Clear Connector

- › Clear housing to visualize connector flushing
- › Use on standard vascular catheters



Clave™ Neutral Connector

- › Also available with blue tint for enhanced line identification
- › Use on standard (most common) vascular catheters




Clave™ Neutron™ Neutral Connector

- › Helps reduce multiple causes of catheter reflux
- › Helps reduce catheter occlusions by as much as 50%¹⁰



NanoClave™ Connector

- › Minimizes flush volumes
- › Multiple applications, including multiport manifolds and stopcocks



Silicone Seal and Internal Cannula Minimizes Point of Entry for Bacteria

Specifically designed to minimize contact between the connector's external surface and the internal fluid path upon luer activation, Clave needlefree IV connectors minimize entry points for bacteria. Several studies have attributed this feature to a reduction in bacterial contaminants passed through the connector.^{1,2,3,4,5}

Split Septum

Clave's normally closed, swabbable split septum design is a preferred feature for needlefree connectors.⁶

Straight Fluid Path

Clave's straight fluid path allows for efficient clearing of medications, blood, and blood residual with low flush volumes.^{7,8}

Minimal Priming Volume

Clave connector's minimal priming.

Clear Housing

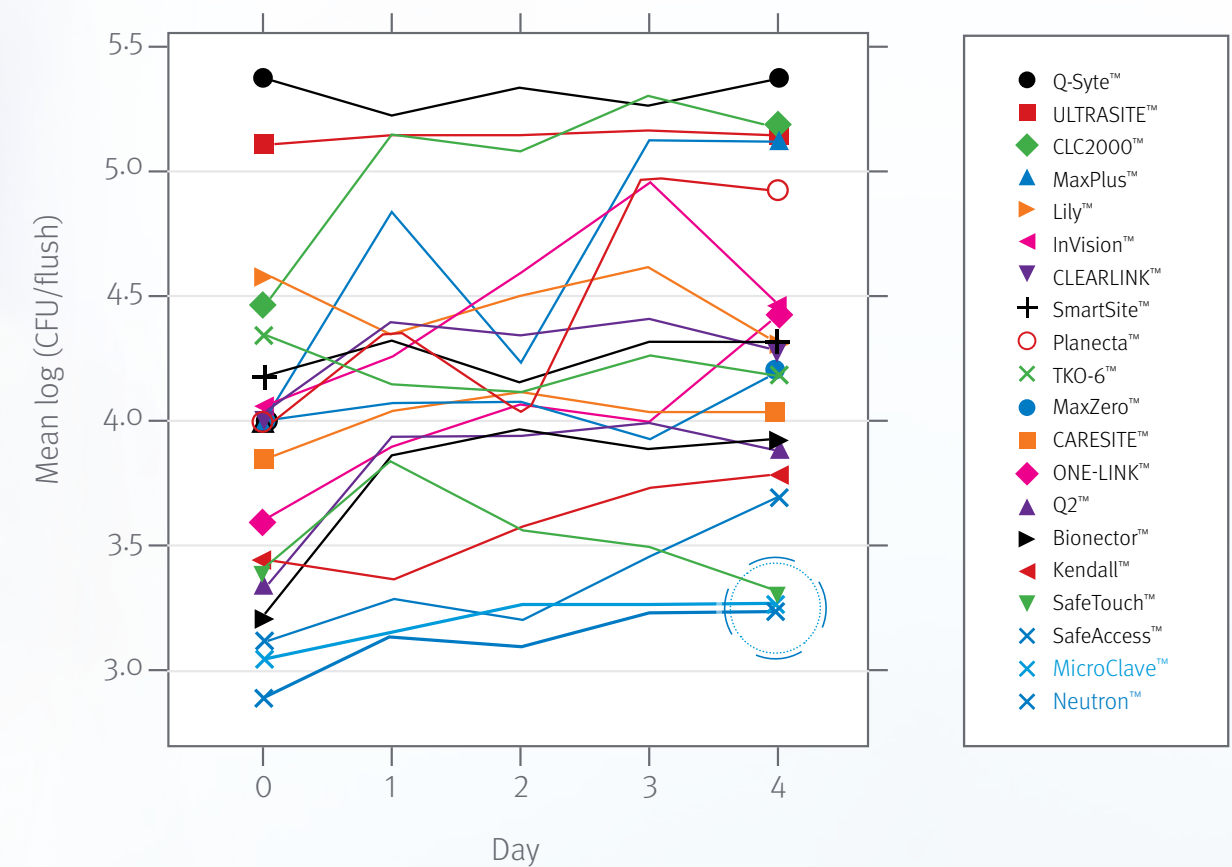
A clear housing lets you see whether you have completely flushed the connector after blood draws or administration.



Clave helps minimize entry points for bacteria and maximize the effectiveness of each flush

In a peer-reviewed comprehensive study comparing 20 different needlefree IV connectors, researchers reported ICU Medical's connectors featuring Clave technology were "shown to have a significantly lower bacterial transfer rate than any of the other connectors tested."¹

Bacterial transfer rate comparison of needlefree connectors



Clave technology has the
Lowest Bacterial Transfer Rate
of all connectors tested



Use a single connector technology to standardize IV therapy wherever care is given

General Infusions

- › Connectors and extension sets chosen by clinicians across the country more often than any other
- › Primary gravity and secondary sets featuring Clave technology

NICU & PICU

- › Closed medication sets for syringe pump delivery
- › Stopcocks and manifolds with low residual volumes

Anesthesia

- › Multiport manifolds and stopcocks for simultaneous fluid delivery
- › Procedure-ready administration, extension, and blood sets for adult and pediatric patients

Oncology


- › Connector technology that helps minimize catheter reflux in immunocompromised patients⁹





MicroClave Clear connector: the clear choice to visualize flushing and help reduce bloodstream infection risk

MicroClave Clear combines clinically preferred Clave technology with a clear housing to help you visualize connector flushing after blood draws or administration while providing an effective microbial barrier against bacteria transfer and contamination. Ideal for a wide range of clinical applications and patient populations, MicroClave Clear is the optimal facility-wide needlefree IV connector.



Help Reduce Risk of CRBSIs

Creates a mechanically closed system prohibiting microbial ingress to help minimize infection risks.



Visualize Connector Flushing

Clear housing for visualization of the internal fluid path upon flushing the connector.



Use on Standard Catheters

MicroClave Clear can be used on standard peripheral, arterial, and central venous catheters for blood draws or administration of IV medications.



No Change in Technique

By allowing a single protocol to be used throughout the hospital, MicroClave Clear minimizes clinical training and in-servicing while enhancing patient safety.

Clave Neutral connector comes with a blue-tinted housing for enhanced line identification

- › Blue-tinted clear housing lets you easily spot the Clave Neutral connectors on even your most complex IV sets.

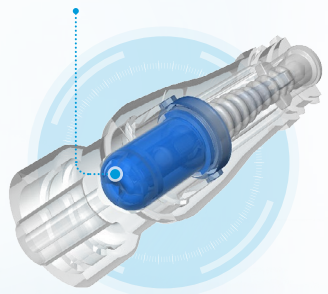




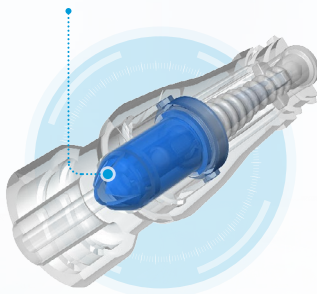
Clave Neutron connector: unique technology that helps reduce reflux to maintain catheter patency

Maintaining catheter patency and minimizing occlusions can be important steps in your efforts to enhance patient safety and reduce costs. Clave Neutron combines clinically preferred Clave infection control technologies with a proprietary, bidirectional silicone valve and bellows feature to help reduce reflux. Clave Neutron helps maintain catheter patency during the times traditional connectors have been shown to occlude most often.

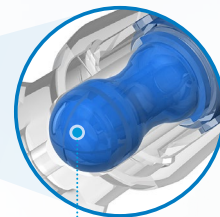
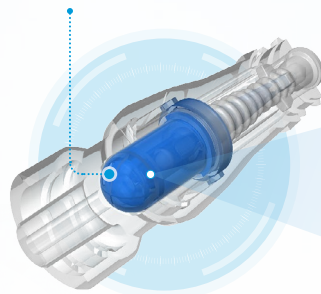
Valve during aspiration



Valve during infusion



Valve with no fluid flow



Valve during reflux challenge

Unlike other anti-reflux valves, Neutron's patented technology provides the unique ability to absorb and physically compensate for pressure variations that typically result in blood reflux into a catheter.

Clave Neutron may help you reduce catheter occlusions by

50%¹⁰



NanoClave manifolds and stopcocks: optimize fluid delivery while helping protect against CRBSIs

Help reduce the risk of bloodstream infections and visualize connector flushing with NanoClave connectors. A mechanically closed system prohibits microbial ingress and provides a safe and effective microbial barrier, while a clear housing lets you visualize the internal fluid path when flushing.



Maximize Patient Comfort

The small size and weight of the NanoClave make it the perfect solution for your NICU and PICU patients.



Minimize Flush Volumes

Minimal priming volume of only 0.02 mL allows for lower flush volumes which may help your efforts to maintain appropriate patient fluid balance.

Incorporating clinically preferred Clave technology at every connection point

Stopcock and manifold ports integrate Clave infection control technology to maintain a closed system and enhance patient safety.





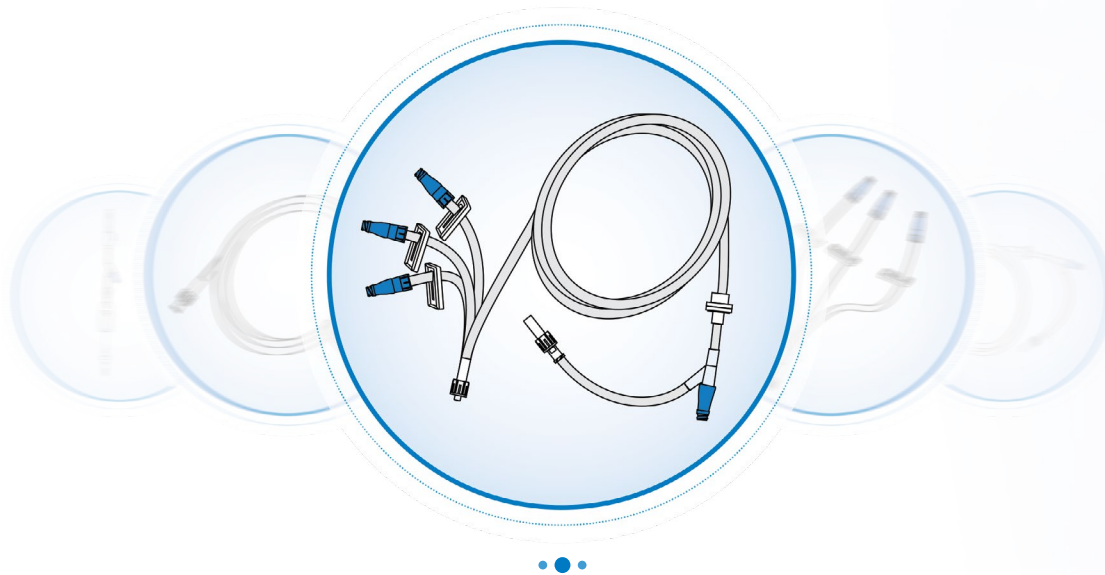
Optimize the supply of your essential IV consumables

Standardizing on ICU Medical IV consumables gives you best-in-class Clave technology and access to our full portfolio of components to optimize your supply chain across dedicated and non-dedicated sets as well as the broadest offering of off-the-shelf IV sets tailored to a range of clinical needs.



Reduce SKUs with procedure-ready sets designed to meet your specific needs

Choose from our broad portfolio to meet your specific clinical need, letting you avoid ordering multiple components while maximizing shelf space and reducing packaging waste. Scan the QR code to learn more.



Tubing Options

Available in large and small bore, and specified set lengths for distinct clinical applications.

Multiple Configurations

In addition to Clave connectors, choose rotating, fixed, or slip luer connections, clamp type and placement, drip chambers, 0.2- and 1.2-micron integrated filters, and more.

Color-Coded Components

Choose from multiple color-coded connector rings to help reinforce your facilities' line-identification initiative.

1. Infection Control & Hospital Epidemiology, 1-9. doi:10.1017/ice.2023.60 Bacterial transfer and biofilm formation in needleless connectors in a clinically simulated in vitro catheter model. Ryder, M., deLancey-Pulcini, E., Parker, A., & James, G.
2. The Journal of Vascular Access, Aug 2024 Choice of needleless connector technology as a risk reduction strategy for catheter related bloodstream infection, mortality, and cost. A secondary data analysis Ryder, M., Batt, J., JD Brown, HA Moss, TSJ Elliott. The potential for catheter microbial contamination from a needleless connector. J Hosp Infect. 1997; 36:181-189.
3. Yebenes J, Delgado M, Sauca G, Serra-Prat M, Solsona M, Almirall J, et al. Efficacy of three different valve systems of needlefree closed connectors in avoiding access of microorganisms to endovascular catheters after incorrect handling. Crit Care Med 2008;36: 2558-2561.
4. Bouza E, Munoz P, Lopez-Rodriguez J, et al. A needleless closed system device (Clave™) protects from intravascular catheter tip and hub colonization: a prospective randomized study. J Hosp Infect. 2003; 54:279-287.
5. Guideline for the Prevention of Intravascular Catheter-Related Bloodstream Infections, Final Issue Review, 2011.
6. Data on file at ICU Medical. Low Volume Flush Characteristics of Unique Needlefree Connectors M1-1223 Rev. 1.
7. Breznock EM, DVM, PhD, Diplomate ACVS, Sylvia CJ, DVM, MS, BioSurg, Inc. The in vivo evaluation of the flushing efficiency of different designs of clear needlefree connectors, March 2011.
8. Dayna Holt, MSN, RN, CRNI, CPN, VA-BC, Stephanie Lawrence, RN, BSN. The Influence of a Novel Needleless Valve on Central Venous Catheter Occlusions in Pediatric Patients. Journal of the Association For Vascular Access, Dec. 2015.
9. Observational In-Vivo Evaluation of the Neutron™ Needlefree Catheter Patency Device and its Effects on Catheter Occlusions in a Home Care Setting, 2011.



To learn more about ICU Medical's full line of Clave needlefree IV sets and components, please call (877) 946-7747 or visit www.icumed.com/clave

icumedical
human connections