

TEGO™ Connector

Never Before in Dialysis...A Closed System for Central Venous Catheters

Protect the Catheter
from Contamination

More than 600cc/min
Flow Rate

Zero Deadspace

Ultra small and
comfortable for the
patient

A Mechanically and
Microbiologically
Closed Connector

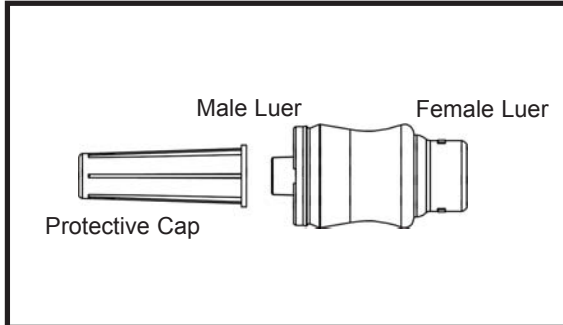
conTEGO (kon-ta'go);
to cover, shield,
protect, defend.

I

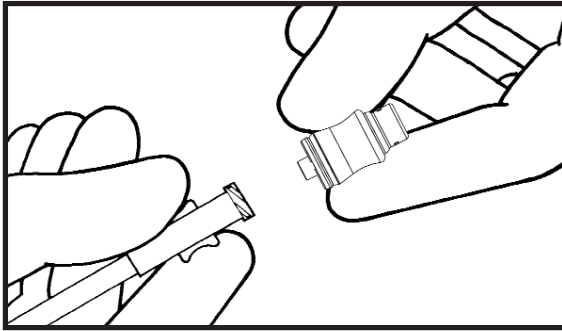
TEGO™ Connector

A Closed Connector for Central Venous Dialysis Catheters

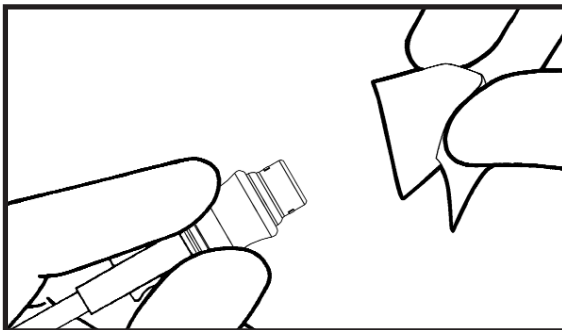
DIRECTIONS FOR USE



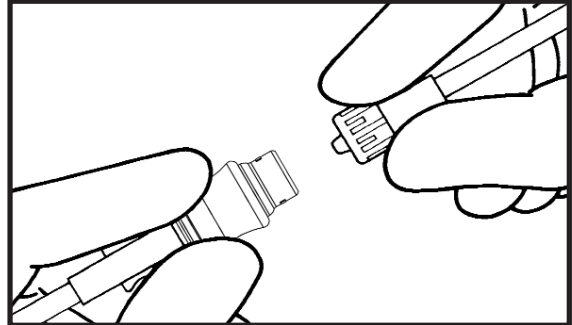
- 1) Using aseptic technique remove Tego Connector from package. Remove protective cap. Do not contaminate.
- 2) Prime Tego Connector in accordance with facility protocol prior to use.



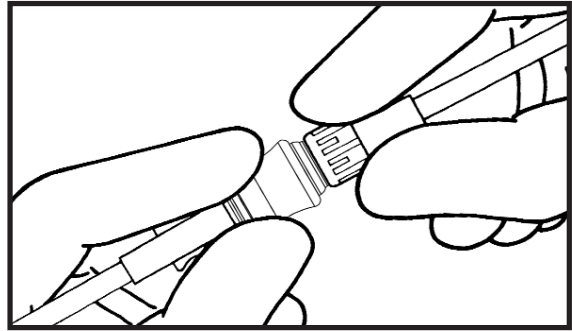
- 3) Attach male luer of Tego Connector to vascular access device.



- 4) To access Tego Connector swab female luer with desired disinfectant in accordance with facility protocol.



- 5) Attach a fully primed syringe or administration set to Tego Connector. Push and twist male luer of device into Tego until tight. Securely lock down the rotating collar.
- 6) Proceed with administration or aspiration of fluids.



- 7) To disconnect from Tego Connector, grasp Tego and twist syringe or administration set away from Tego until loose.
- 8) Flush Tego Connector after each use in accordance with facility protocol.
- 9) For subsequent connections repeat from step four.

CAUTIONS

- Do not clamp catheter while disconnecting syringe or administration set from Tego Connector, as this will interrupt the positive displacement.
- Do not cap Tego Connector. Device is closed.
- Do not use needles to access.
- Federal (USA) law restricts this device to sale by or on the order of a physician.

I

San Clemente, CA USA

(949) 366-2183 (800) 824-7890

www.icumed.com

US Patent Number: 6,695,817; Other US and Foreign Patents Pending

M1-1149 Aug-04